











ACRYLICS

Mounting material	VersoCit-2	ClaroCit	DuroCit-3	Levocit	ViaFix
					
Curing time	10 min. ¹⁾	20 min. ¹⁾	30 min. ¹⁾	20 min. ¹⁾	20 min. ¹⁾
Shrinkage From 1-4 (1 is best)	****	***	*	**	***
Application	For routine examination <ul style="list-style-type: none"> Routine examination of soft to medium hard materials 	For extraordinarily clear mounts <ul style="list-style-type: none"> For universal use Target preparation 	Fast curing and no shrinkage <ul style="list-style-type: none"> For medium hard and hard ferrous materials and other hard materials – including ceramics, carbides etc. For specimens where protection of layers is important e.g. coated specimens Excellent edge-retention and planeness 	Good edge-retention and planeness <ul style="list-style-type: none"> For non-ferrous materials and soft ferrous materials Low shrinkage Low peak temperature 	For vias and microvias <ul style="list-style-type: none"> Excellent for filling of microvias. <p><small>* Affected by alcohol. When using diamond products or lubricants containing alcohol, the surface will be affected and the structure of the polymer beads will appear.</small></p>
Compounds	Liquid and powder	Liquid and powder	Two liquids and one powder	Liquid and powder	Liquid and powder
Mixing ratio weight recommended	Liquid: 10 parts Powder: 15 parts	Liquid: 6 parts Powder: 10 parts	Liquid I: 8 parts Liquid II: 4 parts Powder: 14 part	Liquid: 10 parts Powder: 20 part	Liquid: 9 parts Powder: 11 parts
Mixing ratio volume	Liquid: 1 part Powder: 2 parts	Liquid: 2 parts Powder: 5 parts	Liquid I: 10 parts Liquid II: 5 parts Powder: 15 part	Liquid: 1 part Powder: 2 parts	Liquid: 1 part Powder: 2 parts
Mixing time	30 s	1 ½ min.	1 ½ min.	45 s	30 s
Potlife ²⁾	3 min.	1 ½ min.	4 min.	1 ½ min.	2 min.
Mounting cup	All Struers mounting cups can be used.	All Struers mounting cups can be used. Use FixiForm for the clearest mount.	All Struers mounting cups can be used.	All Struers mounting cups can be used.	All Struers mounting cups can be used. Use FixiForm for the clearest mount.
Peak temperature	100 °C / 212 °F	90 °C / 194 °F	138 °C / 280 °F	75 °C / 167 °F	115 °C / 239 °F
Hardness	82 Shore D	85 Shore D	85 Shore D	84 Shore D	83 Shore D
Colour	Dull yellowish, partly transparent	Colourless, clear (extremely clear when cured under pressure)	Light green	Off-white	Colourless, clear (extremely clear when cured under pressure). Otherwise semi-transparent.
Can be coloured with EpoDye		X			X
Can be coloured with AcryDye	X	X	X	X	X
Density	Liquid: 1.03 g/ml Powder: 1.16 g/ml Cured material: 1.2 g/ml	Liquid: 0.95 g/ml Powder: 0.66 g/ml Cured material: 1.2 g/ml	Liquid I: 1.05 g/ml Liquid II: 1.10 g/ml Powder: 1.26 g/ml Cured material: 1.6 g/ml	Liquid: 0.95 g/ml Powder: 0.97 g/ml Cured material: 1.4 g/ml	Liquid: 0.89 g/ml Powder: 0.71 g/ml Cured material: 1.1 g/ml
Soluble in	Organic solvents	Organic solvents	Acetone	Acetone	Organic solvents
Chemical resistance after curing	Resistant to the most common etching materials. Avoid stronger solvents, gasoline and concentrated acids.	Resistant to the most common etching materials. Avoid stronger solvents, gasoline and concentrated acids.	Resistant to the most common etching materials.	Resistant to the most common etching materials but can be coloured.	Most water diluted acids and bases. NB! ViaFix is affected by alcohol

EPOXIES

Mounting material	CaldoFix-2	SpeciFix-40	SpeciFix-20	EpoFix	ProntoFix Standard	ProntoFix Accelerated
						
Curing time	1 ½ hour in oven at 75 °C / 167 °F ¹⁾	3 ½ hours in oven at 50 °C / 122 °F ¹⁾	8 hours ¹⁾	Approx. 12 hours ¹⁾	90 min ³⁾	90 min ⁴⁾
Shrinkage From 1-4 (1 is best)	*	*	*	*	*	
Application	For all-round vacuum impregnation <ul style="list-style-type: none"> Short curing time. Low viscosity. Relatively hard after curing. 	Extremely good adhesion <ul style="list-style-type: none"> Relative fast curing time. Very clear colourless mounts. Cures in oven or Drybox. 	For vacuum impregnation of small specimens <ul style="list-style-type: none"> Ideal for small specimens. Very good adhesion. Very low curing temperature. 	For vacuum impregnation - low viscosity <ul style="list-style-type: none"> Can be used on all types of specimens. Extremely low curing temperature – Very good for heat sensitive specimens. Superior penetration of cracks and pores. Excellent adhesion. 	For mounting and preparing specimens the same day <ul style="list-style-type: none"> Suitable for vacuum impregnation. Excellent adhesion. Superior penetration of cracks and pores. 	
Compounds	Two liquids	Two liquids	Two liquids	Two liquids	Two liquids	Three liquids
Mixing ratio weight recommended	Resin: 25 parts Hardener: 7 parts	Resin: 2.5 parts Curing Agent: 1 part	Resin: 7 parts Curing Agent: 1 part	Resin: 25 parts Hardener: 3 parts	Resin: 20 parts Hardener: 5.3 part	Resin: 20 parts Hardener: 4.2 parts Accelerator: 1.1 parts
Mixing ratio volume	Resin: 31 parts Hardener: 10 parts	Resin: 10.5 parts Curing Agent: 5 part	Resin: 26 parts Curing Agent: 5 part	Resin: 15 parts Hardener: 2 parts	Resin: 20 parts Hardener: 5.3 part	Resin: 20 parts Hardener: 4.2 parts Accelerator: 1.1 parts
Mixing time	5 min.	3 min.	3 min.	2 min.	1 min.	
Potlife ²⁾	> 60 min.	> 60 min.	60 min.	30 min.	25 min.	20 min.
Mounting cup	FixiForm For rectangular mounts use FlexiForm	FixiForm For rectangular mounts use FlexiForm	FixiForm For rectangular mounts use FlexiForm	FixiForm For rectangular mounts use FlexiForm	FixiForm. For rectangular mounts use FlexiForm	
Peak temperature	170 °C / 338 °F	100 °C / 212 °F	60 °C / 140 °F	40 °C / 104 °F	140 °C / 284 °F	150 °C / 302 °F
Hardness	85 Shore D	82 Shore D	84 Shore D	78 Shore D	83 Shore D	
Colour	Clear, transparent Refractive index: ND = 1.561	Clear, transparent Refractive index: ND = 1.573	Clear, transparent Refractive index: ND = 1.573	Clear, transparent Refractive index: ND = 1.578	Transparent, Yellow	
Can be coloured with EpoDye	X	X	X	X	X	
Density	Resin: 1.13 g/ml Hardener: 0.97 g/ml Cured material: 1.09 g/ml	Resin: 1.15 g/ml Curing Agent: 0.97 g/ml Cured material: 1.10 g/ml	Resin: 1.15 g/ml Curing Agent: 0.86 g/ml Cured material: 1.11 g/ml	Resin: 1.1 g/ml Hardener: 0.98 g/ml Cured material: 1.09 g/ml	Resin: 1.1 g/ml Hardener: 1.0 g/ml Cured Material: 1 g/ml	
Soluble in	Resin: Alcohol, acetone Hardener: Alcohol, acetone	Resin: Ethanol Hardener: Ethanol	Resin: Ethanol Hardener: Ethanol, water	Resin: Ethanol, acetone Hardener: Alcohol, acetone water	Resin: Alcohol/Ethanol Hardener: Alcohol/Ethanol	Resin: Alcohol/Ethanol Hardener: Alcohol/Ethanol Accelerator: Alcohol/Ethanol
Chemical resistance after curing	Most common acids and bases.	Most acids (except chromic acid, sulphuric acid > 75%, nitric acid and acetic acid > 50 %), bases.	Most acids (except chromic acid, sulphuric acid > 75%, nitric acid and acetic acid > 50 %), bases.	Acids, bases, acetone, alcohol.	Most common acids and bases	

¹⁾ 30 mm dia. mount without specimen at recommended curing temperature

²⁾ 30 g mixture at 21°C / 70 °F

³⁾ 40 mm mount, 10% specimen volume, 25 °C / 73 °F ambient temperature, Covered while curing

⁴⁾ 30 mm mount, 10% specimen volume, 25 °C / 73 °F ambient temperature, Covered while curing