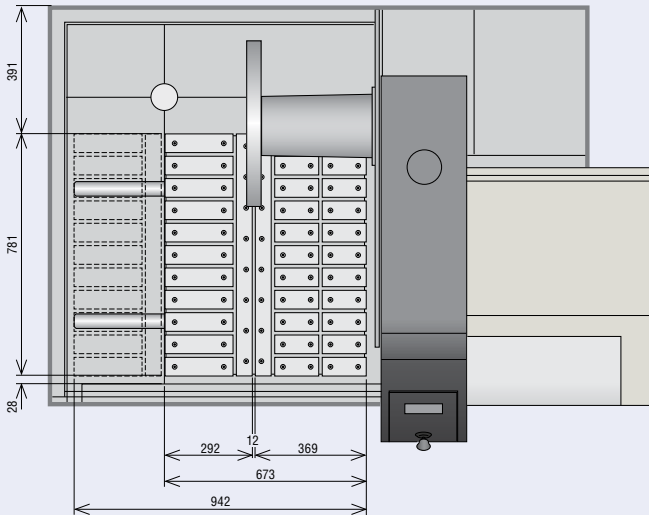
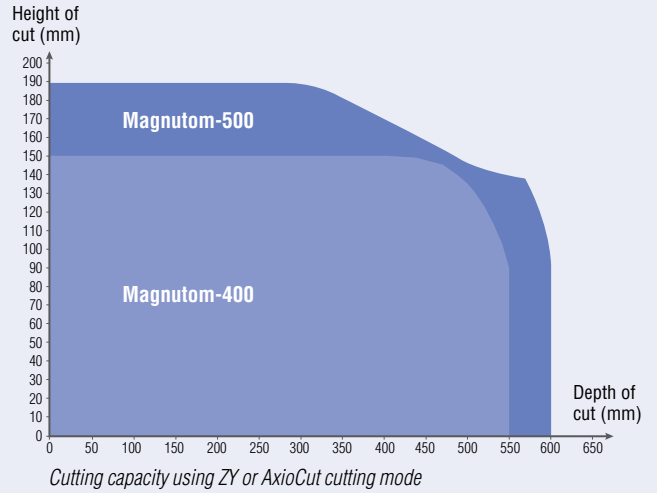


## CUTTING SPECIFICATIONS - Magnutom-500









## CUTTING CAPACITY



### Subject

### Specification

		Metric / Imperial
<b>Cutting capacity (max) Magnutom 500</b>		ø189 mm / 7.4"
		189 x 280 mm / 7.4 x 11"
		92 x 600 mm / 6.6 x 23.6"
<b>Cutting capacity (max) Magnutom 400</b>		ø151 mm / 5.9"
		151 x 403 mm / 5.9 x 15.9"
		92 x 550 mm / 3.6 x 21.7"

### PHYSICAL SPECIFICATIONS

<b>Cutting motor</b>	Cutting power (S1)	11 kW / 14.7 HP
	Cutting power (S3)	16 kW / 21.5 HP
<b>Cut-off wheel for Magnutom 400</b>	Diameter x Thickness x Centre-hole	432 x 3.0 x 32 mm / 17 x 0.12 x 1.26"
	Rotational speed (at rated load)	1000-1950 rpm
<b>Cut-off wheel for Magnutom 500</b>	Diameter x Thickness x Centre-hole	508 x 3.5 x 32 mm / 20 x 0.13 x 1.26"
	Rotational speed (at rated load)	1000-1850 rpm
<b>Positioning &amp; Feed</b>	Positioning range (of cut-off wheel)	Y= 385 mm / 15.16", Z= 235 mm / 9.25"
	Max. height of sample underneath cut-off wheel	(no limitation)
	Max. positioning speed	Y= 70 mm/sec / 2.75"/s, Z= 50 mm/sec / 1.97"/s
	Feed Speed range (adjustable in steps of)	0.1 – 10 mm/s / 0.002 – 0.2"/s (0.1 mm/s / 0.002"/s)
	Cutting force	0-1400 N / 10-315 lbf
<b>Cutting table</b>	Fixed cutting table, Magnutom-400/-500	Width x Depth
	X-table (option)	Width x Depth (max.)
		Width x Depth (min.)
	X-table range	269 mm / 10.6"
T-slots, bi-directional	12 mm / 0.48"	
<b>Dimensions and weight</b>	Width	1758 mm / 5' 9"
	Depth	1463 mm / 4' 9"
	Height	1882 mm / 6' 2"
	Weight	2400 kg / 5291 lbs
<b>Cutting chamber</b>	Width	1000 mm / 3' 3"
	Depth	1206 mm / 3' 11"
	Height	918 mm / 3' 0"
<b>Surrounding temperature</b>		5 - 40 °C / 41 - 104 °F
<b>Humidity</b>		0 - 95 % RH, non-condensing

## ENVIRONMENT

**Noise level** Approx. 65 dB(A) running idle, at a distance of 1.0 m / 39.4" from the machine.

## ELECTRICAL DATA

### Specification

	Cutting Power at constant duty, S1	Cutting Power at intermittent duty, S3 15%	Max. Power	Nom. Load	Max. Load
<b>Voltage / frequency:</b>					
3 x 380-480 V / 50-60 Hz	11 kW / 14.7 HP	16 kW / 21.5 HP	18 kW / 24.1 HP	23 A	63 A

## SPECIFICATIONS

### Magnutom-400 with fixed table

Automatic cut-off machine for ø432 mm (17") cut-off wheels. Motor with variable spindle speed. With ExciCut, AxioCut and OptiFeed. Fixed cutting table. Bandfilter recirculation cooling unit and clamping tools are ordered separately.

Cat. no:	Voltage
06276146	3 x 380-480V / 50-60 Hz

### Magnutom-400 with automatic x-table

Automatic cut-off machine for ø432 mm (17") cut-off wheels. 15-20 kW motor with variable spindle speed. With ExciCut, AxioCut and OptiFeed. Automatic x-table. Bandfilter recirculation cooling unit and clamping tools are ordered separately.

Cat. no:	Voltage
06276246	3 x 380-480V / 50-60 Hz

### Magnutom-500 with fixed table

Automatic cut-off machine for ø508 mm (20") cut-off wheels. Motor with variable spindle speed. With ExciCut, AxioCut and OptiFeed. Fixed cutting table. Bandfilter recirculation cooling unit and clamping tools are ordered separately.

Cat. no:	Voltage
06146146	3 x 380-480V / 50-60 Hz

### Magnutom-500 with automatic x-table

Automatic cut-off machine for ø508 mm (20") cut-off wheels. 15-20 kW motor with variable spindle speed. With ExciCut, AxioCut and OptiFeed. Automatic x-table. Bandfilter recirculation cooling unit and clamping tools are ordered separately.

Cat. no:	Voltage
06146246	3 x 380-480V / 50-60 Hz

*Struers' equipment is in conformity with the provisions of the applicable International Directives and their appurtenant Standards. (Please contact your local supplier for details)*

*Struers' products are subject to constant product development. Therefore, we reserve the right to introduce changes in our products without notice.*

## ACCESSORIES

### Laser straight edge

Laser alignment aid for Magnutom-400/-500. Visualizes cutting line.

06146915

### Demister

Centrifugal separator for Magnutom-400/-500. Removes coolant mist for better viewing.

06146912

### Signalling light

Signalling light for Magnutom-400/-500. Coloured light displays machine status.

06146913

### Safety Extension Box for Magnutom-400/-500

For cutting of long workpieces protruding from cutting chamber, to be mounted on the left hand side of Magnutom-400/-500. For workpieces with a maximum size of h x w: 107.8 x 327 mm / 4.2" x 12.8". Max load 200 kg. Includes tunnel, rubber curtain and windowless side door.

06146914

### Replacement stainless steel bands

For Magnutom-400/-500 cutting table. 60 x 781 mm. Set of 2.

06146916

### XL Vertical clamping tool for 12 mm T-slots

For clamping irregularly shaped workpieces on the cutting table. Suitable for all machines with 12 mm T-slots. Clamping height is adjustable up to 176 mm (with riser block). Complete with operating key and one flat clamping shoe.

05876936

### XL Quick clamping tool for 12 mm T-slots, left

For securing regular workpieces on left side of cut-off wheel. Complete with backstop and spanner.

Jaw movement:  
60 mm. Max. height: 116 mm.

05876928

### XL Quick clamping tool for 12 mm T-slots, right

For securing regular workpieces on right side of cut-off wheel. Complete with backstop and spanner.

Jaw movement:  
60 mm. Max. height: 116 mm.

05876929

### XL Prism type jaw blocks for 12 mm T-slots

Set of 2 jaw blocks for optimum clamping of round and oval workpieces. For use with XL Quick clamping tool (058769XX).

05876930

### XL Grooved jaw blocks for 12 mm T-slots

Set of 2 jaw blocks for optimum clamping of regular workpieces. For use with XL Quick clamping tool (058769XX).

05876931

## ACCESSORIES

### Chain spanner for 12 mm T-slots

Complete with anchor block and operating key.

05046912

### 0.5 m Extension chain

For use with Chain spanner (05046912). Including chain assembly set.

05046924

### Riser block for 12 mm T-slots

Increases the clamping height of the 12 mm vertical clamping tool by 74 mm.

05046905

### Arm extension for Vertical clamping tool

For extending clamping arm of 8 mm, 10 mm and 12 mm Vertical clamping tool (05036915, 05116905, 05046904).

05046906

### Support block with base plate, for 12 mm T-slots

Turnable, horizontally and vertically adjustable support block with base plate. Height adjustment range: 20 mm. Used with customizable crowns (05876902), which are ordered separately. Additional support blocks (05876923) can be added to the base plate.

05876901

### Support block for 12 mm T-slots

Turnable, horizontally and vertically adjustable support block. Height adjustment range: 20 mm. Fits directly into 12 mm T-slot. Used with customizable crowns (05876902/03/04), which are ordered separately.

05876924

### Extra Support block, 12 mm

Additional support block for use with Support block (05876901)

05876923

### Crown for Support block, 60-80 mm

Customizable crown. Used with Support block (05876901 or 05876924), the crown offers a height adjustment range of 60-80 mm.

05876902

### Crown for Support block, 80-100 mm

Customizable crown. Used with Support block (05876901 or 05876924), the crown offers a height adjustment range of 80-100 mm.

05876903

### Crown for Support block, 100-120 mm

Customizable crown. Used with Support block (05876901 or 05876924), the crown offers a height adjustment range of 100-120 mm.

05876904



# FLEXIBLE CLAMPING